

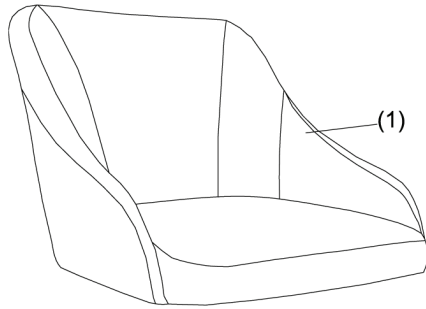
Assembly, Operating & Maintenance Instructions

Staples Judd Visitor Chair

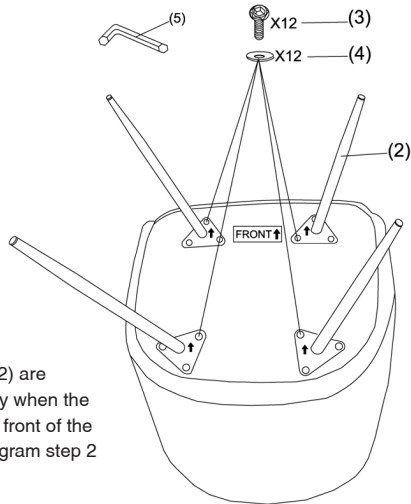
Re-Order Code: 18989769

Remove all items from the carton. Verify all pieces before assembly.

STEP 1.




STEP 2.



NOTE: The Legs (2) are positioned correctly when the arrows all face the front of the seat - refer the diagram step 2

STEP 3.



STAPLES®

PARTS LIST

KEY	QTY	DESCRIPTION
1	1	Back
2	4	Legs
3	12	Screws 1/4" x 20
4	12	Washers
5	1	Allen wrench

CARE & MAINTENANCE

GENERAL CARE

• To maintain the appearance of non-upholstered parts wipe the surface with a clean cloth dampened with a mild detergent solution • Do not remove any parts for separate cleaning • Do not saturate the fabric or interior with water or other cleaning liquids • Do not shampoo clean • Do not clean with hot water extraction machine • Do not clean with onsite drycleaning machine • Protect from direct sunlight, heat and weather.

UPHOLSTERY CARE FOR FABRIC

Wipe with a clean cloth dampened with a mild upholstery detergent solution • A soft bristle brush may be used to remove ingrained soil • Spot clean as above. Treat spills and stains as soon as possible • Persistent stains may require treatment by a professional cleaner • May be cleaned with dry powder cleaners • Allow to dry thoroughly before reuse.

UPHOLSTERY & FOAM SPECS

FOAM

Flame Resistant: Ca117 Section A Part I & Section D Part II

UPHOLSTERY: FABRIC

Flame Resistance: Ca117 Section E Class I

PREVENTATIVE MAINTENANCE & WARNING!

- Do not use this chair as a step stool/ladder.
- Do not sit on any part of the chair except the seat.
- Do not use this chair on uneven floor surfaces.
- Do not open, heat up or interfere with the operation of the gas lift
- Do not use chair unless all bolts, screws and knobs are tight. At least every three months check all bolts, screws and knobs to ensure they are tight.
- If any parts are missing, broken, damaged or worn do not use the product until repairs are made using factory authorised parts.
- Dispose of packaging properly.
- Plastic bags used for packaging are not toys.
- Do not use plastic bag as a head covering as it may cause suffocation.
- Failure to follow these warnings could result in serious injury.
- Use this product only for seating one person at a time.
- Indicative Weight Usage: 113kg
- Indicative daily sitting hours: 5 hrs